



# Greater Manchester Antimicrobial Guidelines

AUGUST 2023

Version 14

Planned review date: October 2023

**DOCUMENT CONTROL****Document location**

Copies of this document can be obtained from:

<b>Name:</b>	Strategic Medicines Optimisation Team
<b>Address:</b>	Greater Manchester Integrated Care
	4 <sup>th</sup> Floor
	3 Piccadilly Place
	Manchester
	M1 3BN
<b>Email:</b>	GMICB-Old.medsman@nhs.net

**Revision history**

The latest and master version of this document is held by Greater Manchester Health and Care Commissioning Medicines Optimisation team:

REVISION DATE	ACTIONED BY	SUMMARY OF CHANGES	VERSION
15/5/2023	GM Executive	Approved v 13	<b>13.0</b>
31/05/2023	Elaine Radcliffe	Added Drug Safety Update for Nitrofurantoin to UTI section	13.1
31/05/2023	Elaine Radcliffe	Added strengths to tetracyclines in Acne Vulgaris section	13.1
19/6/2023	Elaine Radcliffe	Added new Principle 25: MHRA Drug safety alert: nitrofurantoin	13.2
4/7/2023	Elaine Radcliffe	Decision made NOT to add Otinova to formulary as unlicensed, but a note to say acetic acid products are available to purchase over the counter added	13.2

**Approvals**

This document has been provided for information to:

NAME	DATE OF ISSUE	VERSION
GM AMS T&F grp	31/5/2023	V13.1
GM AMS T&f group	19/6/2023	V13.2
GMMM	10/08/2023	V13.2

**Changes to version 13.0 interim – see end of document.**

# Aims

- to provide a simple, empirical approach to the treatment of common infections
- to promote the safe and effective use of antibiotics
- to minimise the emergence of bacterial resistance in the community

# Principles of Treatment

1. This guidance is based on the best available evidence, but use professional judgement and involve patients in decisions.
2. Please ensure you are using the most up to date version. The latest version will be held on the GMMMG website.
3. Prescribe an antibiotic only when there is likely to be a clear clinical benefit.
4. When recommending analgesia or treatment with products available from pharmacies please follow the guidance issued by NHS England ([Conditions for which over the counter items should not routinely be prescribed in primary care: Guidance for CCGs \[Gateway approval number: 07851\]](#)). See the guidance for exceptions to recommending self-care.
5. Consider a no, or delayed, antibiotic strategy for acute self-limiting infections e.g. upper respiratory tract infections.
6. When prescribing an antibiotic it should be based on the severity of symptoms, risk of developing complications, previous laboratory tests and any previous antibiotic use.
7. Limit prescribing over the telephone to exceptional cases. Except during a pandemic where face-to-face contact should be minimised by using telephone or video consultations
8. A dose and duration of treatment for adults is usually suggested, but may need modification for age, weight and renal function. In severe or recurrent cases consider a larger dose or longer course.
9. Unless treatment choice is listed separately for children, then choices given are considered appropriate for adults and children; bearing in mind any specific age limitations for use listed in the BNF for Children. A link to the [UK Paediatric Antimicrobial Guidelines can be found here](#)
10. Lower threshold for antibiotics in immunocompromised or those with multiple morbidities; consider culture and seek advice.
11. Use simple generic antibiotics if possible. Avoid broad spectrum antibiotics (eg co-amoxiclav, quinolones and cephalosporins) when narrow spectrum antibiotics remain effective, as they increase risk of *Clostridiodes difficile*, MRSA and resistant UTIs.
12. Where Off-label use is recommended: Prescribers should follow relevant professional guidance, taking full responsibility for the decision, and obtaining and documenting informed consent. See the GMC's Good practice in prescribing and managing medicines for more information.
13. Avoid widespread use of topical antibiotics (especially those agents also available as systemic preparations, e.g. fusidic acid).
14. In pregnancy AVOID tetracyclines, aminoglycosides, quinolones and high dose metronidazole.
15. We recommend clarithromycin as the preferred macrolide as it has less side-effects than erythromycin, greater compliance as twice rather than four times daily & generic tablets are similar cost. The syrup formulation of clarithromycin is only slightly more expensive than erythromycin and could also be considered for children. Erythromycin remains the drug of choice in pregnancy and should be used where clarithromycin is indicated.
16. Always advise to seek medical help if symptoms worsen at any time or do not improve within 48 hours of starting an antibiotic or the person becomes systemically unwell.
17. Review antibiotic choice once culture and susceptibility results are available.
18. **Where an empirical therapy has failed or special circumstances exist, microbiological advice can be obtained from your local hospital microbiology department.**
19. **Follow local microbiology guidance if local resistance is identified.**
20. This guidance should not be used in isolation; it should be supported with patient information about back-up/delayed antibiotics, infection severity and usual duration, clinical staff education, and audits. Materials are available on the RCGP TARGET [website](#).
21. This guidance is developed alongside the NHS England Antibiotic Quality Premium (QP). In 2017/19 QP expects: at least a 10% reduction in the number of *E. coli* blood stream infections across the whole health economy; at least a 10% reduction in trimethoprim:nitrofurantoin prescribing ratio for UTI in primary care, and at least a 10% reduction in trimethoprim items in patients > 70 years, based on CCG baseline data from 2015/16; and sustained reduction in antimicrobial items per STAR-PU.

22. This guidance should be facilitated by the adoption of Antibiotic Stewards from front line to board level within organisations, in line with [NICE NG15: Antimicrobial stewardship, August 2015](#) . This sets out key activities and responsibilities for individuals and organisations in responding to the concern of antimicrobial resistance.
23. Please note MHRA safety alert (issued 21 March 2019): Fluoroquinolone antibiotics: ciprofloxacin, levofloxacin, moxifloxacin, ofloxacin: New restrictions and precautions due to very rare reports of disabling and potentially long-lasting or irreversible side effects. Key details are below and referenced where the relevant antimicrobials are advised in the guideline. Full letter can be viewed at [DDL\\_fluoroquinolones\\_March-2019\\_final.pdf](#).
24. Where a patient is antibody/immune deficient, and are therefore prone to bacterial infections, please refer to “action to GP” section from immunology clinic letters. If the clinical presentation is not covered in clinic letters, contact the local Clinical Immunology and/ or Microbiology department for further advice.
25. Please note MHRA safety alert (issued 26 April 2023): Nitrofurantoin: reminder of the risks of pulmonary and hepatic adverse drug reactions. Healthcare professionals prescribing nitrofurantoin should be alert to the risks of pulmonary and hepatic adverse drug reactions and advise patients to be vigilant for the signs and symptoms in need of further investigation. Full advice can be viewed at [Nitrofurantoin: reminder of the risks of pulmonary and hepatic adverse drug reactions - GOV.UK \(www.gov.uk\)](#)

## Microbiology Susceptibility Tests

In performing antimicrobial susceptibility tests we follow European (EUCAST) guidelines. Definitions of susceptibility testing categories S, I and R have recently been changed as follows and we are adopting these moving forward:

- S – Susceptible. Standard dosing regimen: a microorganism is categorised as "susceptible, standard dosing regimen", when there is a high likelihood of therapeutic success using a standard dosing regimen of the agent.
- I – Susceptible. Increased exposure: a microorganism is categorised as "susceptible, increased exposure" when there is a high likelihood of therapeutic success because exposure to the agent is increased by adjusting the dosing regimen or by its concentration at the site of infection. (Exposure is a function of how the mode of administration, dose, dosing interval, infusion time, as well as distribution and excretion of the antimicrobial agent will influence the infecting organism at the site of infection). **Note that high doses of antimicrobial agents will be required in these cases.**
- R - Resistant: A microorganism is categorised as "Resistant" when there is a high likelihood of therapeutic failure even when there is increased exposure (high dose).

The categories above have been in use locally but in practice the 'I' results have generally been suppressed on our reports. However, following the latest updates to testing criteria, users may see more bug-drug combination results that fall into the 'I' category. The following tables may help in demonstrating the difference between standard and high dose antimicrobial agents.

**It is important to note that standard doses continue to be used for empirical antimicrobial treatments and these are set out in our Antimicrobial Guidelines. High dose regimens will only apply to certain bug-drug combinations where we isolate specific organisms that test as 'I' for specific antibiotics, which we will make clear on our reports, and where you consider that these isolates are clinically significant.**

Examples of standard and high **oral** dosages are shown in the following table (adapted from EUCAST Clinical Breakpoint Tables v. 11.0, 2021).

Agent	Oral Standard dose	Oral High dose
Amoxicillin	500 mg TDS	750 mg-1g TDS
Amoxicillin-clavulanic acid	(500 mg amoxicillin, 125 mg clavulanic acid) TDS	(875 mg amoxicillin, 125 mg clavulanic acid) TDS
Clarithromycin	250 mg BD	500 mg BD
Clindamycin	300 mg BD	300 mg QDS
Doxycycline	100 mg OD	200 mg OD
Ciprofloxacin	500 mg BD	750 g BD
Levofloxacin	500 mg OD	500 mg BD

Note that actual standard/high doses may vary due to age/weight/renal/hepatic function

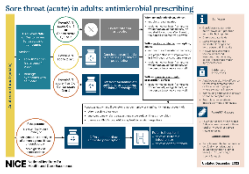
# Contents


<i>SECTION</i>	<i>Page</i>
<b>UPPER RESPIRATORY TRACT INFECTIONS</b>	<b>7</b>
Acute sore throat	7
<b>Scarlet Fever (GAS)</b>	7
Influenza treatment	7
Acute otitis media	8
Acute otitis externa	8
Acute sinusitis	9
<b>LOWER RESPIRATORY TRACT INFECTIONS</b>	<b>10</b>
Acute cough bronchitis	10
Acute exacerbation of Bronchiectasis (non-cystic fibrosis)	10
Acute exacerbation of COPD	11
Acute exacerbation of COPD – PROPHYLAXIS	11
Community acquired pneumonia treatment in the community (Adults)	12
Community acquired pneumonia treatment in the community (Children & young people under 18 years).	12
<b>MENINGITIS</b>	<b>13</b>
Suspected meningococcal disease	13
<b>URINARY TRACT INFECTIONS</b>	<b>13</b>
Lower UTI in non-pregnant women	13
Catheter associated UTI	14
Lower UTI in pregnancy	14
Lower UTI in men	14
Recurrent UTI in non-pregnant women 3 or more UTIs per year	15
Acute prostatitis	15
Acute pyelonephritis in adults (Upper UTI)	15
Lower UTI in children	16
Acute Pyelonephritis in children (Upper UTI)	16
<b>GASTRO INTESTINAL TRACT INFECTIONS</b>	<b>16</b>
Oral candidiasis	16
Eradication of <i>Helicobacter pylori</i>	16
Infectious diarrhoea	16
Clostridioides difficile	17
Acute diverticulitis	17
Traveller’s diarrhoea	18

<b>SECTION</b>	<b>Page</b>
<b>GENITAL TRACT INFECTIONS</b>	<b>18</b>
STI screening	18
Chlamydia trachomatis/ urethritis	18
Epididymitis	18
Vaginal candidiasis	18
Bacterial vaginosis	18
Gonorrhoea	19
Trichomoniasis	19
Pelvic inflammatory disease	19
<b>SKIN INFECTIONS</b>	<b>19</b>
MRSA	19
Impetigo	19
Eczema	20
Leg ulcer	21
Diabetic Foot	21
Cellulitis and erysipelas	22
Mastitis - Lactational	22
Mastitis – Non-Lactational	23
Insect Bites and Stings	23
Bites - Human and Animal	24
Lyme disease – Tick bite	25
Dermatophyte infection - skin	25
Dermatophyte infection - nail	25
Varicella zoster/chicken pox	25
Herpes zoster/shingles	25
Cold sores	26
Acne Vulgaris	26
<b>PARASITES</b>	<b>27</b>
Scabies	27
Head lice	27
Threadworms	27
<b>EYE INFECTIONS</b>	<b>27</b>
Conjunctivitis	27
<b>Changes to version 13.0</b>	<b>28</b>

# Greater Manchester Antimicrobial Guidelines

## UPPER RESPIRATORY TRACT INFECTIONS

ILLNESS	GOOD PRACTICE POINTS	PREFERRED CHOICE	ALTERNATIVE
<b>Acute sore throat</b>    <b>NICE NG 84</b>  <a href="#">Back to Contents</a>	<p><b>Avoid antibiotics as 90% resolve in 7 days without, and pain only reduced by 16 hours. Advise self-care in line with NHS England guidance.</b></p> <p>Use <b>FeverPAIN</b> Score:</p> <ul style="list-style-type: none"> <li>▪ <b>F</b>ever in last 24 hours</li> <li>▪ <b>P</b>urulence</li> <li>▪ <b>A</b>ttend rapidly under 3days</li> <li>▪ <b>I</b>nflamed tonsils</li> <li>▪ <b>N</b>o cough or coryza</li> </ul> <p>Score:  <b>0 to 1: Do not offer an antibiotic.</b> Likelihood 13 to 18% streptococci.  <b>2 to 3: Consider* no antibiotic or a back-up antibiotic prescription.</b> 34 to 40% streptococci  <b>Greater than 4: Consider* an immediate antibiotic or a back-up antibiotic prescription.</b> 62 to 65% streptococci.</p> <p>Or CENTOR  Centor criteria: score 1 point for each (maximum score of 4).</p> <ul style="list-style-type: none"> <li>▪ <b>Tonsillar exudate.</b></li> <li>▪ <b>Tender anterior cervical lymphadenopathy or lymphadenitis.</b></li> <li>▪ <b>History of fever (over 38°C).</b></li> <li>▪ <b>Absence of cough.</b></li> </ul> <p>Score:  <b>0, 1 or 2 Do not offer an antibiotic.</b> 3-17% likelihood of isolating streptococcus.  <b>3 or 4: Consider* an immediate antibiotic or a back-up antibiotic prescription.</b> 32-56% likelihood of isolating streptococcus.</p> <p>See <b>NICE NG84</b> (Sore throat (acute): antimicrobial prescribing).</p>	<p>Phenoxymethylpenicillin 500mg four times a day or 1g twice a day</p> <p>Duration: 10 days</p> <p>Phenoxymethylpenicillin is first choice due to a significantly lower rate of resistance in Group A streptococcus compared with clarithromycin.</p>	<p><b>Penicillin Allergy:</b>  Clarithromycin 500mg twice a day</p> <p>Duration: 5 days</p> <p><b>Alternative first choice for penicillin allergy in pregnancy</b></p> <p>Erythromycin 500mg Four times a day or 1g twice a day</p> <p>Duration: 5 days</p>
ILLNESS	GOOD PRACTICE POINTS	PREFERRED CHOICE	ALTERNATIVE
<b>Scarlet Fever (Group A Streptococcus)</b>  <a href="#">Back to Contents</a>	<p><b>Optimise analgesia and give safety netting advice</b></p> <p><b>Prompt treatment</b> with appropriate antibiotics significantly reduces the risk of complications. Vulnerable individuals (immunocompromised, the comorbid, or those with skin disease) are at increased risk of developing complications.</p>	<p>Phenoxymethylpenicillin 500mg four times a day</p> <p>Duration: 10 days</p>	<p><b>Penicillin Allergy:</b>  Clarithromycin 250mg to 500mg twice a day</p> <p>Duration: 5 days</p>
<b>Influenza treatment</b>  <a href="#">Back to Contents</a>	<p>Annual vaccination is essential for all those at risk of influenza. For otherwise healthy adults antivirals not recommended.</p> <p>Treat 'at risk' patients, when influenza is circulating in the community and ideally within 48 hours of onset (do not wait for lab report) or in a care home where influenza is likely. At risk: pregnant (including up to two weeks post-partum), 65 years or over, chronic respiratory disease (including COPD and asthma) significant cardiovascular disease (not hypertension), immunocompromised, diabetes mellitus, chronic neurological, renal or liver disease, morbid obesity (BMI 40 or greater). See PHE seasonal influenza guidance for current treatment</p>		

ILLNESS	GOOD PRACTICE POINTS	PREFERRED CHOICE	ALTERNATIVE
<p><b>Acute otitis media</b></p>  <p><b>NICE Visual Summary NG 91</b></p> <p><a href="#">Back to Contents</a></p>	<p><b>No antibiotics – 80% resolve without antibiotics. Advise self-care in line with NHS England guidance.</b></p> <p><b>Recommend appropriate analgesia.</b></p> <p><b>Acute otitis media lasts about 3 days but can last up to 1 week. 60% are better in 24hrs without antibiotics, which only reduce pain at 2 days and do not prevent deafness.</b></p> <p><b>Consider</b> eardrops containing an anaesthetic and an analgesic for pain. Use only if an immediate oral antibiotic prescription is not given, and there is no eardrum perforation or otorrhoea</p> <p>Phenazone 40 mg/g with lidocaine 10 mg/g</p> <p>Apply 4 drops two or three times a day for up to 7 days</p> <p>Consider 3-day delayed or immediate antibiotics for pain relief if:</p> <ul style="list-style-type: none"> <li>➢ Less than 2 years AND bilateral acute otitis media or</li> <li>➢ any age with otorrhoea</li> </ul> <p>See <b>NICE NG91</b> (Otitis media (acute): antimicrobial prescribing).</p>	<p><b>If Antibiotic required:</b> Amoxicillin</p> <p>18 years+: 500mg to 1000mg three time a day</p> <p>1 to 11 months: 125 mg three times a day</p> <p>1 to 4 years: 250 mg three times a day</p> <p>5 to 17 years: 500 mg three times a day</p> <p>Duration: 5 days</p>	<p><b>Penicillin Allergy:</b> 18 years+: Clarithromycin 500mg twice a day</p> <p>1 month to 11 years: Under 8 kg: 7.5 mg/kg twice a day 8 to 11 kg: 62.5 mg twice a day 12 to 19 kg: 125 mg twice a day 20 to 29 kg: 187.5 mg twice a day 30 to 40 kg: 250 mg twice a day 12 to 17 years: 250 mg to 500 mg twice a day</p> <p>Duration: 5 days</p>
<p><b>Acute otitis externa</b></p> <p><a href="#">Back to Contents</a></p>	<p><b>Mild infection: No antibiotics. Advise self-care in line with NHS England guidance.</b></p> <p><b>First recommend analgesia.</b></p> <p>Cure rates similar at 7 days for topical acetic acid (available to purchase over the counter) or antibiotic plus or minus a steroid.</p> <p><b>If cellulitis or disease extends outside ear canal, or systemic signs of infection. If the inner ear is exposed, treat as per Acute Otitis Media</b></p> <p><b>If microbiology is consistent with pseudomonas infection</b></p>	<p><b>Moderate infection:</b></p> <p>Acetic acid 2% (EarCalm®) 1 spray three times a day</p> <p>Duration: 7 days</p> <p><b>Severe infection:</b></p> <p>Flucloxacillin 250mg/ 500mg four times a day</p> <p>Duration: 7 days</p> <p><b>Pseudomonas infection for age &gt;1year:</b> <b>Ciprofloxacin (as hydrochloride) 2 mg/ml Ear drops</b> Instil contents of one ampoule into affected ear twice daily</p> <p>Duration: 7 days</p>	<p><b>Moderate infection:</b></p> <p>Neomycin sulphate with corticosteroid 3 drops three times a day</p> <p>Duration: 7 to 14 days</p>



## Acute Sinusitis



NICE Visual summary  
NG 79

[Back to Contents](#)

**No antibiotics – 80% resolve in 14 days and only 2% are complicated by bacterial infection. Advise self-care in line with NHS England guidance.**

**Symptoms less than 10 days:** No antibiotics. **Recommend self-care.** Paracetamol / ibuprofen for pain / fever. Nasal decongestant may help.

**Symptoms greater than 10 days:** Only consider back-up antibiotics if no improvement in symptoms.

Consider\* high dose nasal steroid if older than 12 years.

**At any time if the person is:**

- systemically very unwell,
- or has symptoms and signs of a more serious illness or condition,
- or has high risk of complications

Offer\* immediate antibiotic or investigate and manage in line with NICE guidance on respiratory tract infections (self-limiting)

See **NICE NG79** (Sinusitis (acute): antimicrobial prescribing)

Amoxicillin  
500mg to 1g three times a day  
Duration: 5 days

NICE recommends phenoxymethylpenicillin as 1st choice due to a narrower spectrum of activity than amoxicillin and its use therefore having a lower risk of resistance. Due to only small numbers of patients needing antibiotics, Greater Manchester believes amoxicillin has better therapeutic levels and therefore remains 1st line option.

*Mometasone 50microgram nasal spray.*  
Two actuations (100mcg) in each nostril twice a day for 14 days (off-label use)

**Preferred choice if systemically very unwell, symptoms and signs of a more serious illness or condition, or at high risk of complications:**

Co-amoxiclav 625mg three times a day  
Duration: 5 days

**Penicillin allergy:**  
Doxycycline (not for under 12 years) 200mg stat then 100mg daily

Duration: 5 days


**For children under 12 years:**

Clarithromycin  
Duration 5 days

## LOWER RESPIRATORY TRACT INFECTIONS

*Low doses of penicillins are more likely to select out resistance, we recommend at least 500mg of amoxicillin. Do not use quinolone (ciprofloxacin, ofloxacin) first line due to poor pneumococcal activity. Reserve all quinolones for proven resistant organisms.*

### Acute cough bronchitis



NICE Visual summary  
NG 120

[Back to Contents](#)

**Only offer\* / consider\* treatment if:**

**Acute cough and higher risk of complications<sup>§</sup> (at face-to-face examination):** consider\* immediate or back-up antibiotic.

**Acute cough and systemically very unwell (at face to face examination):** offer\* immediate antibiotic.

**Acute cough with upper respiratory tract infection:** no antibiotic.

**Acute bronchitis:** no routine antibiotic. Advise self-care in line with NHS England guidance.

Do not offer a mucolytic, an oral or inhaled bronchodilator, or an oral or inhaled corticosteroid unless otherwise indicated.

Doxycycline 200mg stat then 100mg daily

Duration: 5 days

**Preferred choice for children less than 12 years:**

Amoxicillin

Duration 5 days

Amoxicillin 500mg three times a day.

Duration: 5 days


**For children less than 12 years with Penicillin allergy:**

Clarithromycin

Duration 5 days

<sup>§</sup>Higher risk of complications includes people with pre-existing comorbidity; young children born prematurely; people over 65 with 2 or more of, or over 80 with 1 or more of: hospitalisation in previous year, type 1 or 2 diabetes, history of congestive heart failure, current use of oral corticosteroids.

### Acute exacerbation of Bronchiectasis (non-cystic fibrosis)



NICE Visual summary  
NG 117

[Back to Contents](#)

An acute exacerbation of bronchiectasis is sustained worsening of symptoms from a person's stable state.

Send a sputum sample for culture and susceptibility testing. When results available, review choice of antibiotic.

Offer\* an antibiotic

When choosing antibiotics, take account of:

- the severity of symptoms
- previous exacerbations, hospitalisations and risk of complications
- **previous sputum culture and susceptibility results**

Amoxicillin 500mg three times a day

Duration<sup>#</sup>: 7 to 14 days<sup>#</sup>

Doxycycline 200mg stat, then 100mg daily

OR


Clarithromycin 500mg twice a day


Duration<sup>#</sup>: 7 to 14 days<sup>#</sup>


<sup>#</sup>Course length based on an assessment of the person's severity of bronchiectasis, exacerbation history, severity of exacerbation symptoms, previous culture and susceptibility results, and response to treatment.




Where a person is receiving antibiotic prophylaxis, treatment should be with an antibiotic from a different class.




**Prophylaxis should only be offered on specialist advice.**



ILLNESS	GOOD PRACTICE POINTS	PREFERRED CHOICE	ALTERNATIVE
<p><b>Acute exacerbation of COPD</b></p>  <p>NICE Visual summary NG 114 <a href="#">Back to Contents</a></p>	<p><b>Many exacerbations (including some severe exacerbations) are not caused by bacterial infections so will not respond to antibiotics.</b></p> <p>Sending sputum samples for culture is not recommended in routine practice. Consider* an antibiotic:</p> <ul style="list-style-type: none"> <li>Based on the severity of symptoms, particularly sputum colour changes and increases in volume or thickness from the patient's normal.</li> <li>Previous exacerbations and hospital admission history, and the risk of developing complications</li> <li>Previous sputum culture and susceptibility results where available.</li> <li>The risk of AMR with repeated courses of antibiotics.</li> </ul>	<p>Doxycycline 200mg stat, then 100mg daily</p> <p>or</p> <p>Amoxicillin 500mg three times a day</p> <p>Duration: 5 days.</p>	<p>In severe infection:</p> <p>Doxycycline 200mg stat, then 100mg twice a day</p> <p>or</p> <p>Amoxicillin 1g three times a day</p> <p>Duration 5 days</p>
<p><b>Acute exacerbation of COPD – PROPHYLAXIS</b></p> <p><a href="#">Back to Contents</a></p>	<p><b>Refer to a respiratory specialist</b> for a decision to prescribe oral prophylactic antibiotic therapy in patients with COPD. Consider* treatment only for people if they:</p> <ul style="list-style-type: none"> <li><b>do not smoke and</b></li> <li>have optimised non-pharmacological management and inhaled therapies, relevant vaccinations and (if appropriate) have been referred for pulmonary rehabilitation <b>and</b></li> <li>continue to have 1 or more of the following, particularly if they have significant daily sputum production: <ul style="list-style-type: none"> <li>frequent (typically 4 or more per year) exacerbations with sputum production</li> <li>prolonged exacerbations with sputum production</li> <li>exacerbations resulting in hospitalisation.</li> </ul> </li> </ul> <p>NICE guidance - <a href="#">Chronic obstructive pulmonary disease in over 16s: diagnosis and management (NG115)</a></p>	<p>Duration: Review treatment after the first 3 months and then at least every 6 months. Only continue treatment if continued benefits outweigh the risks.</p> <p>Before starting prophylactic antibiotics, ensure that the person has had:</p> <ul style="list-style-type: none"> <li>sputum culture and sensitivity (including tuberculosis culture), to identify other possible causes of persistent or recurrent infection that may need specific treatment</li> <li>training in airway clearance techniques to optimise sputum clearance</li> <li>a CT scan of the thorax to rule out bronchiectasis and other lung pathologies.</li> </ul> <p>Also carry out the following:</p> <ul style="list-style-type: none"> <li>an electrocardiogram (ECG) to rule out prolonged QT interval and</li> <li>baseline liver function tests.</li> </ul> <p>For people who are still at risk of exacerbations, provide an antibiotic from a different class. to keep at home as part of their 'rescue pack'</p> <p>Be aware that it is not necessary to stop prophylactic treatment during an acute exacerbation of COPD.</p>	<p>Monitoring for long-term therapy: <b>See BNF</b></p>

ILLNESS	GOOD PRACTICE POINTS	PREFERRED CHOICE	ALTERNATIVE
<p><b>Community acquired pneumonia treatment in the community (Adults)</b></p>  <p>NICE Visual summary <a href="#">Back to Contents</a></p>	<p>Use clinical judgement and CRB65 score to guide mortality risk, place of care &amp; antibiotics.</p> <p>Each CRB65 parameter scores 1:</p> <p><b>Confusion</b> – abbreviated Mental Test score less than 8;</p> <p><b>Respiratory rate</b> – 30 breaths per minute or more;</p> <p><b>Blood pressure</b> – diastolic 60 mmHg or less, or systolic less than 90 mmHg;</p> <p><b>Age</b> – 65 years or greater.</p> <p>Score 0 low risk: consider home based care;</p> <p>Score 1 to 2 intermediate risk: consider hospital assessment;</p> <p>Score 3 to 4: consider* urgent hospital admission.</p> <p><sup>±</sup>Stop antibiotic treatment after 5 days unless microbiological results suggest a longer course is needed or the person is not clinically stable (fever in the past 48 hours, or more than 1 sign of clinical instability [systolic BP &lt;90 mm Hg, heart rate &gt;100/min, respiratory rate &gt;24/min, arterial oxygen saturation &lt;90% or PaO<sub>2</sub> &lt;60 mmHg in room air]).</p>	<p>IF CRB65 = 0</p> <p>Amoxicillin 500mg three times a day</p> <p>Duration: 5 days<sup>±</sup></p> <p>If CRB65 = 1 or 2 &amp; at home:</p> <p>Amoxicillin 500mg three times a day <b>PLUS (if atypical pathogens suspected)</b> Clarithromycin 500mg twice a day</p> <p>Duration: 5 days<sup>±</sup></p> <p>If CRB65 = 3 or 4 &amp; patient able to take oral medicines and safe to remain at home</p> <p>Co-amoxiclav 625mg three times a day</p> <p>AND</p> <p>Clarithromycin 500mg twice a day</p> <p>Duration 5 days<sup>±</sup></p>	<p>IF CRB65 = 0</p> <p>Clarithromycin 500mg twice a day</p> <p>Duration: 5 days<sup>±</sup></p> <p>OR</p> <p>Doxycycline 200mg stat then 100mg daily</p> <p>Duration: 5 days<sup>±</sup></p> <p>If CRB65 = 1 or 2 &amp; at home:</p> <p>Clarithromycin 500mg twice a day</p> <p>Duration: 5 days<sup>±</sup></p> <p>OR</p> <p>Doxycycline 200mg on first day, then 100mg once a day</p> <p>Duration: 5 days<sup>±</sup></p> <p>If CRB65 = 3 or 4 &amp; patient able to take oral medicines and safe to remain at home</p> <p>If preferred choice not suitable consult microbiology or consider* urgent referral to hospital.</p> <p>If unable to take oral medication refer urgently to hospital.</p>
<p><b>Community acquired pneumonia treatment in the community (Children and young people under 18 years)</b></p>	<p>Offer an antibiotic(s) within 4 hours of establishing a diagnosis.</p> <p>Severity is assessed by clinical judgement.</p> <p>Give advice about:</p> <ul style="list-style-type: none"> <li>possible adverse effects of antibiotics</li> <li>seeking medical help if symptoms worsen rapidly or significantly, or do not improve within 3 days, or the person becomes systemically very unwell.</li> </ul> <p>Stop antibiotic treatment after 5 days unless microbiological results suggest a longer course length is needed or the person is not clinically stable.</p>	<p><b>Children aged 1 month and over</b> - if non-severe symptoms or signs (based on clinical judgement)</p> <p>Amoxicillin</p> <p>Duration: 5 days</p> <p><b>If severe symptoms or signs</b> (based on clinical judgement); guided by microbiological results when available:</p> <p>Co-amoxiclav <b>PLUS (if atypical pathogen suspected)</b> Clarithromycin</p> <p>Duration: 5 days</p>	<p><b>Children aged 1 month and over</b> - if non-severe symptoms or signs (based on clinical judgement)</p> <p>Clarithromycin</p> <p>Duration: 5 days</p> <p><b>Alternative choice for children aged 12 years to 17 years.</b></p> <p>Doxycycline 200mg on first day, then 100mg once a day.</p> <p>Duration: 5 days</p>



ILLNESS	GOOD PRACTICE POINTS	PREFERRED CHOICE	ALTERNATIVE
<b>MENINGITIS</b>			
<p><b>Suspected meningococcal disease</b></p> <p><i>Back to Contents</i></p>	<p><b>Transfer all patients to hospital immediately.</b></p> <p>If time before hospital admission and if suspected meningococcal septicaemia or non-blanching rash, give intravenous or intramuscular benzylpenicillin as soon as possible.</p> <p>Do not give antibiotics if there is a definite history of anaphylaxis; rash is not a contraindication.</p>	<p>Benzylpenicillin by intravenous or intramuscular injection</p> <p>Age 10 plus years: 1200mg                      Children 1 to 9 years: 600mg                      Children less than 1 years: 300mg</p> <p>Stat doses</p> <p>Give by intramuscular injection if vein cannot be found.</p>	
<p><b>Prevention of secondary case of meningitis.</b></p> <p>Only prescribe following advice from Public Health England North West: ☎ 0344 225 0562 option 3 (9 to 5 Mon to Fri)</p> <p>Out of hours contact ☎ 0151 434 4819 and ask for PHE on call.</p>			
<b>URINARY TRACT INFECTIONS</b>			
<p><i>As antimicrobial resistance and E. coli bacteraemia is increasing use nitrofurantoin first line. Always give safety net and self-care advice and consider risks for resistance. <b>Nitrofurantoin: reminder of the risks of pulmonary and hepatic adverse drug reactions.</b></i></p> <p><i>Give the appropriate <b>TARGET Treat Your Infection UTI</b> leaflet.</i></p> <p><b>Do not perform urine dipsticks – For men and women over 65 years</b></p> <p><i>Dipsticks become more unreliable with increasing age over 65 years. Up to half of older adults, and most with a urinary catheter, will have bacteria present in the bladder/urine without an infection. This “asymptomatic bacteriuria” is not harmful, and although it causes a positive urine dipstick, antibiotics are not beneficial and may cause harm.</i></p> <p><i>For guidance on diagnosing UTIs and the need for dipsticks, in all ages, see PHE’s <b>quick reference tool for primary care.</b></i></p>			
<p><b>Lower UTI in Non-pregnant Women</b></p>  <p>NICE Visual summary NG 109</p> <p><i>Back to Contents</i></p>	<p><b>Treat women with severe/or 3 or more symptoms.</b></p> <p><b>Women mild/or 2 or less symptoms advise self-care in line with NHS England guidance and consider* back up / delayed prescription.</b></p> <p><b>People over 65 years: do not treat asymptomatic bacteriuria;</b> it is common but is not associated with increased morbidity. Treat if fever AND dysuria OR 2 or more other symptoms.</p> <p><b>In treatment failure: always perform culture.</b></p>	<p>Nitrofurantoin MR (if eGFR 45 ml/minute or greater) 100mg twice a day</p> <p>Duration: 3 days</p> <p>(See MHRA Safety Alert – principle 25 page 4)</p> <p><b>If low risk* of resistance and preferably if susceptibility demonstrated &amp; no risk factors<sup>‡</sup> (below):</b></p> <p>Trimethoprim 200mg twice a day</p> <p>Duration: 3 days</p>	<p><b>If preferred choice unsuitable:</b></p> <p>Fosfomycin                      3 g single dose sachet</p> <p><b>CHECK AVAILABILITY AS NOT ALL PHARMACIES HOLD STOCK.</b></p> <p>As resistance testing for Pivmecillinam is not standard practise, only use for proven-resistant patients. 2<sup>nd</sup> or 3<sup>rd</sup> line in treatment failure or for patient’s clinical reasons.</p> <p>Pivmecillinam                      Initially 400 mg for 1 dose, then 200 mg every 8 hours to a total of 10 tablets</p> <p>Duration: 3 days</p>
	<p><b>Symptoms:</b></p> <p>Increased need to urinate.                      Pain or discomfort when urinating.                      Sudden urges to urinate.                      Feeling unable to empty bladder fully.                      Pain low down in your tummy.                      Urine is cloudy, foul-smelling or contains blood.                      Feeling unwell, achy and tired.</p>	<p><b>*A lower risk</b> of resistance may be more likely if not used in the past 3 months, previous urine culture suggests susceptibility (but this was not used) or it is the first presentation of a UTI, and in younger women.</p> <p><b>‡Risk factors for increased resistance include:</b> care home resident, recurrent UTI, hospitalisation for greater than 7 days in the last 6 months, unresolving urinary symptoms, recent travel to a country with increased resistance, previous known UTI resistant to trimethoprim, cephalosporins or quinolones.</p> <p><b>If risk of resistance</b> send urine for culture for susceptibility testing &amp; give safety net advice.</p>	

ILLNESS	GOOD PRACTICE POINTS	PREFERRED CHOICE	ALTERNATIVE
<p><b>Catheter associated UTI</b></p>  <p>NICE Visual summary NG 113</p> <p><a href="#">Back to Contents</a></p>	<p><b>DO NOT DIPSTICK</b></p> <p>Do not treat asymptomatic bacteriuria in people with a catheter.</p> <p>Advise paracetamol for pain.</p> <p>Advise drinking enough fluids to avoid dehydration.</p> <p>Advise seeking medical help if symptoms worsen at any time or do not start to improve within 48 hours, or the person becomes systemically very unwell</p> <p>Consider* removing or, if not possible, changing the catheter if it has been in place for more than 7 days. But do not delay antibiotic treatment if considered appropriate.</p> <p>Send a urine sample for culture and susceptibility testing.</p> <p>When results of urine culture are available:</p> <ul style="list-style-type: none"> <li>review choice of antibiotic</li> <li>change antibiotic according to susceptibility results if bacteria are resistant, using narrow spectrum antibiotics when possible</li> </ul>	<p style="text-align: center;"><b>Lower UTI symptoms</b></p> <p>Nitrofurantoin MR (if eGFR 45 ml/minute or greater) 100mg twice a day</p> <p>Duration: 7 days</p> <p>(See MHRA Safety Alert – principle 25 page 4)</p> <p><b>OR</b></p> <p>Trimethoprim (if low risk<sup>▼</sup> of resistance) 200mg twice a day</p> <p>Duration: 7 days</p> <hr/> <p style="text-align: center;"><b>Upper UTI symptoms</b></p> <p>Cefalexin 500mg twice or three times a day (up to 1g to 1.5g three times a day or four times a day for severe infections)</p> <p>Duration: 7 to 10 days</p> <hr/> <p style="text-align: center;"><b>Pregnant women aged 12 years and over</b></p> <p>Cefalexin 500mg twice or three times a day (up to 1g to 1.5g three times a day or four times a day for severe infections)</p> <p>Duration: 7 to 10 days</p>	<p>Pivmecillinam</p> <p>400mg initial dose, then 200mg three times a day</p> <p>Duration: 7 days</p> <hr/> <p>Ciprofloxacin 500mg twice a day</p> <p>Duration: 7 days</p> <p>(See MHRA Safety Alert - note 23 page 4)</p> <hr/> <p>If vomiting, unable to take oral antibiotics or severely unwell refer to hospital.</p>
<p><b>Lower UTI in pregnancy</b></p>  <p>NICE Visual summary NG 109</p> <p><a href="#">Back to Contents</a></p>	<p>Send MSU for culture and start antibiotics.</p> <p>Short-term use of <b>nitrofurantoin</b> in <b>pregnancy</b> is unlikely to cause problems to the foetus but avoid at term (from 34 weeks onwards).</p> <p>Treatment of asymptomatic bacteriuria in pregnant women: choose from nitrofurantoin (avoid at term), amoxicillin or cefalexin based on recent culture and susceptibility results.</p>	<p><b>Up to 34 weeks</b></p> <p>Nitrofurantoin MR (if eGFR 45 ml/minute or greater) 100mg twice a day</p> <p>Duration: 7 days</p> <p><b>After 34 weeks use alternative</b></p> <p>(See MHRA Safety Alert – principle 25 page 4)</p>	<p>Amoxicillin (only if culture results available and susceptible) 500mg to 1g three times a day</p> <p>OR</p> <p>Cefalexin 500mg twice a day</p> <p>Duration: All for 7 days</p>
<p><b>Lower UTI in Men</b></p>  <p>NICE Visual summary NG 109</p> <p><a href="#">Back to Contents</a></p>	<p>Consider prostatitis and send pre-treatment MSU</p> <p>Consider STIs.</p>	<p>Trimethoprim 200mg twice a day</p> <p>Duration: 7 days</p> <p>Or</p> <p>Nitrofurantoin MR (if eGFR 45 ml/minute or greater and no prostate involvement) 100mg twice a day</p> <p>Duration: 7 days</p> <p>(See MHRA Safety Alert – principle 25 page 4)</p>	<p>Consider alternative diagnoses basing antibiotic choice on recent culture and susceptibility results</p>

ILLNESS	GOOD PRACTICE POINTS	PREFERRED CHOICE	ALTERNATIVE
<p><b>Recurrent UTI in non pregnant women having 3 or more UTIs per year</b></p>  <p>NICE Visual summary NG 112</p> <p><a href="#">Back to Contents</a></p>	<p>First advise about behavioural and personal hygiene measures, and self-care (with D-mannose or cranberry products) to reduce the risk of UTI.</p> <p>For postmenopausal women, if no improvement, consider vaginal oestrogen (review within 12 months).</p> <p>If no improvement, consider single-dose antibiotic prophylaxis for exposure to a trigger (review within 6 months).</p> <p>If no improvement or no identifiable trigger consider a trial of daily antibiotic prophylaxis (review within 6 months).</p> <p>Advice to be given:</p> <ul style="list-style-type: none"> <li>how to use (in particular for single dose prophylaxis)</li> <li>possible adverse effects of antibiotics, particularly diarrhoea and nausea</li> <li>returning for review within 3 to 6 months</li> <li>seeking medical help if symptoms of an acute UTI develop</li> </ul>	<p><b>Choice should be based on culture and susceptibility results.</b></p> <p><i>Single dose when exposed to a trigger</i></p> <p>Trimethoprim 200mg (off-label)</p> <p>Or</p> <p>Nitrofurantoin MR (if eGFR 45 ml/minute or greater) 100mg (off-label)</p> <p>(See MHRA Safety Alert – principle 25 page 4)</p> <p><i>Continuous prophylaxis</i></p> <p>Trimethoprim 100mg at night</p> <p>Or</p> <p>Nitrofurantoin (if eGFR 45 ml/minute or greater) 50mg to 100mg at night</p> <p>(See MHRA Safety Alert – principle 25 page 4)</p> <p>Duration for all: 3 to 6 months <b>then review</b></p>	<p><i>Single dose when exposed to a trigger</i></p> <p>Amoxicillin 500 mg (off-label)</p> <p>Or</p> <p>Cefalexin 500 mg (off-label)</p> <p><i>Continuous prophylaxis</i></p> <p>Amoxicillin 250mg at night (off-label)</p> <p>Or</p> <p>Cefalexin 125mg at night (off-label)</p> <p>Duration for all: 3 to 6 months <b>then review</b></p>
<p><b>Acute prostatitis</b></p>  <p>NICE Visual summary NG 110</p> <p><a href="#">Back to Contents</a></p>	<p>Send MSU for culture and start antibiotics.</p> <p>Review antibiotic treatment after 14 days and either stop antibiotics or continue for a further 14 days if needed (based on assessment of history, symptoms, clinical examination, urine and blood tests).</p>	<p>Ciprofloxacin (See MHRA Safety Alert – note 23 page 4) 500mg twice a day</p> <p>Duration: up to 28 days</p>	<p><b>If unable to take quinolone:</b></p> <p>Trimethoprim 200mg twice a day</p> <p>Duration: up to 28 days</p>
<p><b>Acute pyelonephritis in adults (Upper UTI)</b></p>  <p>NICE Visual summary NG 111</p> <p><a href="#">Back to Contents</a></p>	<p>Send MSU for culture &amp; susceptibility. Offer an antibiotic.</p> <p>When prescribing antibiotics, take account of severity of symptoms, risk of complications, previous urine culture and susceptibility results, previous antibiotic use which may have led to resistant bacteria.</p> <p>If no response within 24 hours, admit for IV antibiotics.</p>	<p>Cefalexin 500mg twice a day or three times a day (up to 1g to 1.5g three times a day or four times a day for severe infections)</p> <p>Duration: 7 to 10 days</p> <p>If known ESBL positive in urine, please discuss with microbiologist.</p> <p><b>Pregnant women:</b></p> <p>Consider referral.</p> <p>If cefalexin contraindicated or not tolerated consult microbiologist.</p>	<p>Co-amoxiclav (only if culture results available and susceptible) 500/125mg three times a day</p> <p>Duration: 7 to 10 days</p> <p>Or</p> <p>Trimethoprim (only if culture results available and susceptible) 200mg twice a day</p> <p>Duration: 14 days</p> <p>Or</p> <p>Ciprofloxacin (See MHRA Safety Alert – note 23 page 4) 500mg twice a day</p> <p>Duration: 7 days</p>

ILLNESS	GOOD PRACTICE POINTS	PREFERRED CHOICE	ALTERNATIVE
<p><b>Lower UTI in children</b></p>  <p>NICE Visual summary NG 109</p> <p><a href="#">Back to Contents</a></p>	<b>Child under 3 mths: refer urgently for assessment.</b>		
	<p><b>Child ≥ 3 mths:</b> use positive nitrite to guide. Start antibiotics, <u>also</u> send pre-treatment MSU.</p> <p><b>If recurrent UTI, refer to paediatrics. If antibiotics required in recurrent UTI, seek specialist advice.</b></p>	<p><b>3 months and over</b></p> <p>Nitrofurantoin (if eGFR 45 ml/minute or greater)</p> <p>[If children can swallow them, 100mg M/R capsules (older than 12yrs) should be used in preference to the liquid formulation. 50mg tablets can be considered for lower doses. <b>Do not crush tablets or open capsules</b>]</p> <p>(See MHRA Safety Alert – principle 25 page 4)</p> <p>OR</p> <p>Trimethoprim (if low risk of resistance<sup>Q</sup>)</p> <p>Duration: 3 days</p>	<p><b>3 months and over</b></p> <p>Amoxicillin (only if culture results available and susceptible)</p> <p>OR</p> <p>Cefalexin</p> <p>Duration: 3 days</p>
	<p><sup>Q</sup>A lower risk of resistance may be more likely if not used in the past 3 months and previous urine culture suggests susceptibility (but this was not used) or it is the first presentation of a UTI . A higher risk of resistance may be more likely with recent use.</p>		
<p><b>Acute pyelonephritis in children under 16 years (Upper UTI)</b></p>  <p>NICE Visual summary NG 109</p> <p><a href="#">Back to Contents</a></p>	<b>Refer children under 3 months to paediatric specialist</b>		
	<p>Send a urine sample for culture and susceptibility testing in line with the NICE guideline, <a href="#">Urinary tract infection in under 16s: diagnosis and management (CG54)</a>. Offer* an antibiotic.</p> <p>When prescribing antibiotics, take account of severity of symptoms, risk of complications, previous urine culture and susceptibility results, previous antibiotic use which may have led to resistant bacteria.</p> <p>If no response within 24 hours, admit for intravenous antibiotics.</p>	<p>Cefalexin</p> <p>Duration: 7 to 10 days</p> <p>Assess and manage fever in under 5s in line with NICE guidance - <a href="#">Fever in under 5s: assessment and initial management (CG160)</a></p>	<p>Co-amoxiclav (only if culture results available and susceptible)</p> <p>Duration: 7 to 10 days</p>
<b>GASTRO INTESTINAL TRACT INFECTIONS</b>			
<p><b>Oral candidiasis</b></p> <p><a href="#">Back to Contents</a></p>	<p><b>Oral candidiasis is a minor condition that can be treated without the need for a GP consultation or prescription in the first instance. Advise self-care in line with NHS England guidance.</b></p>		
	<p><b>Topical azoles</b> are more effective than topical nystatin.</p> <p>Oral candidiasis rare in immunocompetent adults.</p>	<p>Fluconazole capsules 50mg to 100mg daily</p> <p>Duration: 7 days &amp; further 7 days if persistent</p> <p>Or</p> <p>Miconazole oral gel 2.5ml four times a day after meals</p> <p>Duration: 7 days or until 2 days after symptoms.</p>	<p>If miconazole not tolerated: Nystatin suspension 100,000 units four times a day after meals</p> <p>Duration: 7 days or until 2 days after symptoms</p>
<p><b>Eradication of Helicobacter pylori</b></p> <p><a href="#">Back to Contents</a></p>	<p>Refer to <a href="#">BNF</a> or <a href="#">GMMMG</a></p> <p><b>Do not offer eradication for GORD. (PPI for 4 weeks).</b></p> <p>Do not use clarithromycin, metronidazole or quinolone if used in past year for any infection.</p> <p>Retest for <i>H.pylori</i> post DU/GU or relapse after second line therapy: using breath or stool test OR consider endoscopy for culture and susceptibility.</p>		
<p><b>Infectious diarrhoea</b></p> <p><a href="#">Back to Contents</a></p>	<p>Refer previously healthy children with acute painful or bloody diarrhoea to exclude <i>E. coli</i> 0157 infection. <b>Antibiotic therapy usually not indicated unless systemically unwell.</b> If systemically unwell and campylobacter suspected consider Clarithromycin 250 to 500mg twice a day for 7 days, if treated within 3 days of onset.</p>		




ILLNESS	GOOD PRACTICE POINTS	PREFERRED CHOICE	ALTERNATIVE
<p><b>Clostridioides difficile</b></p> <p><a href="#">Back to Contents</a></p>  <p>NICE Visual summary NG 199</p>	<p><b>Consult microbiology for all cases.</b></p> <p>Stop unnecessary antibiotics and/or PPIs and gastro drugs e.g. laxatives</p> <p>Review Medicines that may cause problems during dehydration. E.g. NSAIDs, ACEi, AIIIRA, diuretics</p> <p>Treating suspected or confirmed <i>C. difficile</i> infection in adults</p> <p>Offer an oral antibiotic In the community, consider seeking prompt specialist advice before starting treatment If oral medicines cannot be taken, seek specialist advice about other enteral routes for antibiotics (nasogastric tube or rectal catheter)</p> <p>ADVICE:</p> <ul style="list-style-type: none"> <li>• drinking enough to avoid dehydration</li> <li>• preventing the spread of infection</li> <li>• seek medical help if symptoms worsen rapidly or significantly at any time</li> </ul> <p>Use clinical judgement to determine whether antibiotic treatment for <i>C. difficile</i> is ineffective. It is not usually possible to determine this until day 7 because diarrhoea may take 1 to 2 weeks to resolve.</p> <p>Consider referring people in the community to hospital if they could be at high risk of complications or recurrence because of individual factors such as age, frailty or comorbidities.</p> <p>With severe symptoms (below) review progress closely and/or consider hospital referral.</p> <p><b>Definition of severe:</b> Temperature greater than 38.5°C, or WCC greater than 15, or rising creatinine or signs/symptoms of severe colitis.</p>	<p><b>First episode; mild moderate or severe:</b></p> <p>Vancomycin 125mg four times a day</p> <p>Duration: 10 days</p> <p><b>CHECK AVAILABILITY AS NOT ALL PHARMACIES HOLD STOCK.</b></p> <p><b>Further episode (relapsed within 12 weeks of symptom resolution):</b></p> <p>Fidaxomicin 200 mg orally twice a day</p> <p>Duration: 10 days</p> <p><b>Further episode (recurrence more than 12 weeks after symptom resolution):</b></p> <p>Vancomycin 125mg four times a day</p> <p>Duration: 10 days</p>	<p><b>First episode; mild moderate or severe:</b></p> <p>Fidaxomicin 200 mg orally twice a day</p> <p>Duration: 10 days</p> <p>If first and second line ineffective for the first episode REFER for specialist advice in secondary care</p> <p><b>Further episode (recurrence more than 12 weeks after symptom resolution):</b></p> <p>Fidaxomicin 200 mg orally twice a day</p> <p>Duration: 10 days</p>
<p><b>Acute Diverticulitis</b></p> <p><a href="#">Back to Contents</a></p>  <p>ng147-visual-summary</p>	<p><b>Consider watchful waiting if person:</b></p> <ul style="list-style-type: none"> <li>▪ Systemically well</li> <li>▪ No co-morbidities</li> <li>▪ No suspected infection.</li> </ul> <p>Advise analgesia (<b>avoid</b> NSAIDs and opioids), clear liquids with gradual reintroduction of solid food if symptoms improve. Consider checking for raised white cell count and CRP, which may suggest infection.</p> <p>Patients should be reviewed after 72 hours and if there is no improvement, and/or fever and leukocytosis persist, urgent hospital admission is advised.</p>	<p><b>For patients who do not require urgent hospital admission and infection is suspected:</b></p> <p>Co-amoxiclav 625mg three times a day</p> <p>Duration: 5 days</p>	<p>Trimethoprim 200mg BD PLUS metronidazole 400mg TDS</p> <p><b>Only if switching from IV ciprofloxacin with specialist advice; consider safety issues</b></p> <p>Ciprofloxacin (See MHRA Safety Alert – note 23 page 4) 500mg twice a day PLUS</p> <p>Metronidazole 400mg three times a day</p> <p>Duration: 5 days</p>


		<b>Arrange immediate urgent hospital admission for those with:</b> Rectal bleeding Unmanageable abdominal pain Dehydrated or at risk of dehydration Unable to take or tolerate oral antibiotics (if needed) at home Frail / significant co-morbidities and or / is immunocompromised.	
<b>Traveller's diarrhoea</b> <i>Back to Contents</i>	<b>Prophylaxis rarely, if ever indicated. Only consider standby antibiotics for high risk areas for people at high-risk of severe illness.</b>	If standby treatment appropriate give azithromycin 500mg each day for 3 days on a <b>private prescription</b> .	If prophylaxis / treatment consider bismuth subsalicylate (Pepto Bismol) ( <b>Private purchase</b> ) 2 tablets four times a day for 2 days.
<b>ILLNESS</b>	<b>GOOD PRACTICE POINTS</b>	<b>PREFERRED CHOICE</b>	<b>ALTERNATIVE</b>
<b>GENITAL TRACT INFECTIONS</b>			
<b>STI screening</b> <i>Back to Contents</i>	People with risk factors should be screened for chlamydia, gonorrhoea, HIV, syphilis. Refer individual and partners to GUM service. <b>Risk factors:</b> less than 25 years, no condom use, recent (less than 12months)/frequent change of partner, symptomatic partner, area of high HIV.		
<b>Chlamydia trachomatis/ urethritis</b> <i>Back to Contents</i>	Opportunistically screen all sexually active patients aged 15 to 24 years for chlamydia annually and on change of sexual partner.  If positive, treat index case, refer to GUM and initiate partner notification, testing and treatment.  As single dose azithromycin has led to increased resistance in GU infections, doxycycline should be used first line for chlamydia and urethritis.  Consider referring all patients with symptomatic urethritis to GUM as testing should include Mycoplasma genitalium and Gonorrhoea.  If M.genitalium is proven, use doxycycline followed by azithromycin using the same dosing regimen and advise to avoid sex for 14 days after start of treatment and until symptoms have resolved.	Doxycycline 100mg twice a day Duration: 7 days  Advise patient with chlamydia to abstain from sexual intercourse until doxycycline is completed or for 7 days after treatment with azithromycin (14 days after azithromycin started and until symptoms resolved if urethritis).  If chlamydia, test for reinfection at 3 to 6 months following treatment if under 25 years; or consider if over 25 years and high risk of re-infection.  As lower cure rate in pregnancy, test for cure at least 3 weeks after end of treatment.	<i>Pregnant, breastfeeding, allergy, or intolerance:</i> Azithromycin 1g stat, then 500mg daily for the following 2 days.
<b>Epididymitis</b> <i>Back to Contents</i>	For suspected epididymitis in men over 35 years with low risk of STI. <b>(High risk, refer to GUM)</b>	Ofloxacin 200mg twice a day (See MHRA Safety Alert – note 23 page 4) Duration : 14 days	Doxycycline 100mg twice a day Duration: 14 days
<b>Vaginal candidiasis</b> <i>Back to Contents</i>	All topical and oral azoles give 75% cure.  <b>In pregnancy:</b> avoid oral azoles and use intravaginal treatment for 7 days.	Clotrimazole 500mg pessary or 10% cream stat <i>Pregnant:</i> Clotrimazole 100mg pessary at night Duration: 6 nights	Fluconazole 150mg orally stat <i>Pregnant:</i> Miconazole 2% cream, 5g intravaginally twice a day Duration: 7 days
<b>Bacterial vaginosis</b> <i>Back to Contents</i>	Oral metronidazole is as effective as topical treatment and is cheaper. Less relapse with 7 day than 2g stat. <b>Pregnant/breastfeeding:</b> avoid 2g stat. Treating partners does not reduce relapse.	Metronidazole 400mg twice a day Duration: 7 days Or Metronidazole 2g stat (use 5 x 400mg tablets)	Metronidazole 0.75% vaginal gel 5g applicator at night Duration: 5 nights or Clindamycin 2% cream 5g applicator at night. Duration: 7 nights



ILLNESS	GOOD PRACTICE POINTS	PREFERRED CHOICE	ALTERNATIVE
<b>Gonorrhoea</b> <a href="#">Back to Contents</a>	<b>Refer to GUM for treatment.</b>		
	Antibiotic resistance is now very high.	Ceftriaxone 1g stat, by intramuscular injection	Ciprofloxacin 500mg stat <b>[ONLY IF KNOWN TO BE SENSITIVE]</b> (See MHRA Safety Alert – note 23 page 4)
<b>Trichomoniasis</b> <a href="#">Back to Contents</a>	Treat partners and refer to GUM service. In pregnancy or breastfeeding: avoid 2g single dose <b>metronidazole</b> . Consider clotrimazole for symptom relief (not cure) if metronidazole declined.	Metronidazole 400mg twice a day Duration: 7 days OR Metronidazole 2g stat (use 5 x 400mg tablets)	Clotrimazole 100mg pessary at night Duration: 6 nights


ILLNESS	GOOD PRACTICE POINTS	PREFERRED CHOICE	ALTERNATIVE
<b>Pelvic inflammatory disease</b> <a href="#">Back to Contents</a>	<b>Children under 12 years must be referred to a paediatrician.</b>		
	<b>Refer woman and contacts to GUM service for treatment.</b> <b>Raised CRP</b> supports diagnosis, absent pus cells in HVS smear good negative predictive value. <b>Exclude:</b> ectopic pregnancy, appendicitis, endometriosis, UTI, irritable bowel, complicated ovarian cyst, functional pain. Moxifloxacin has greater activity against likely pathogens, but always test for gonorrhoea, chlamydia, and M. genitalium. <b>Ofloxacin and moxifloxacin should be avoided in patients who are at high risk of gonococcal PID.</b>	Ceftriaxone 1g stat by intramuscular injection <b>[This is an essential part of treatment – refer patients to local services if injection not available via GP practice]</b> <b>PLUS</b> Metronidazole 400mg twice a day <b>PLUS</b> Doxycycline 100mg twice a day Duration : 14 days	<b>These treatment choices should only be used for true cephalosporin allergy and a low risk of gonococcal PID.</b> Metronidazole 400mg twice a day <b>PLUS</b> Ofloxacin 400mg twice a day Or Moxifloxacin 400mg daily <b>alone.</b> (If M. genitalium tests positive use moxifloxacin as an alternative.) (See MHRA Safety Alert – note 23 page 4) Duration : 14 days

## SKIN INFECTIONS

<b>MRSA</b> <a href="#">Back to Contents</a>	For active MRSA infection, refer to microbiology and only treat according to antibiotic susceptibilities confirmed by lab results. If identified as part of pre-op screening, treatment should be provided at that time by secondary care.		
<b>Impetigo</b>  NICE Visual summary NG 153 <a href="#">Back to Contents</a>	Advise people with impetigo, and their parents or carers if appropriate, about good hygiene measures to reduce the spread of impetigo to other areas of the body and to other people. <b>Do not</b> prescribe mupirocin ( <b>reserved for MRSA</b> ), unless advised by microbiology. <b>Do not</b> offer combination treatment with a topical and oral antibiotic to treat impetigo. Advise people with impetigo, and their parents or carers if appropriate, to seek medical help if symptoms worsen rapidly or significantly at any time, or have not	<b>Localised non-bullous impetigo (not systemically unwell or at high risk of complications)</b>	
		Consider*: Hydrogen peroxide 1% cream Apply two or three times a day Duration: 5 days <sup>§</sup>	If hydrogen peroxide unsuitable (e.g., if impetigo is around eyes) or ineffective: Fusidic acid 2% cream Apply thinly three times a day Duration: 5 days <sup>§</sup>
		<b>Widespread non-bullous impetigo who are not systemically unwell or at high risk of complications.</b>	
		Fusidic acid 2% cream Apply thinly three times a day Duration: 5 days <sup>§</sup>	<b>Penicillin allergy or flucloxacillin unsuitable:</b> Clarithromycin 250mg <sup>‡</sup> twice a day

	<p>improved after completing a course of treatment.</p> <p>See <b>NICE NG153</b> (Impetigo: antimicrobial prescribing) for further guidance.</p> <p>§A 5-day course is appropriate for most people with impetigo but can be increased to 7 days based on clinical judgement, depending on the severity and number of lesions.</p> <p>¥Dosage can be increased to 500 mg twice a day, if needed for severe infections.</p>	<p>Or:</p> <p>Flucloxacillin 500mg four times a day</p> <p>Duration: 5 days<sup>§</sup></p>	<p>Duration: 5 days<sup>§</sup></p>
<p><b>Eczema</b></p>  <p>NICE Visual summary NG 190</p>	<p>If no visible signs of infection, <b>do not</b> use antibiotics (alone or with steroids) as this encourages resistance and does not improve healing.</p> <p>Do not routinely take a skin swab for microbiological testing in people with secondary bacterial infection of eczema at the initial presentation.</p> <p>In people who are not systemically unwell, do not routinely offer either a topical or oral antibiotic for secondary bacterial infection of eczema.</p> <p>Prescribing considerations Take account of: • the evidence, which suggests a limited benefit with antibiotics • the risk of antimicrobial resistance with repeated courses of antibiotics • the extent and severity of symptoms or signs • the risk of complications</p>	<p><b>Bullous impetigo or impetigo in people who are systemically unwell or at high risk of complications</b></p>	
<p><a href="#">Back to Contents</a></p>	<p>Symptoms and signs of bacterial secondary infection can include weeping, pustules, crusts, no treatment response, rapidly worsening eczema, fever and malaise Not all eczema flares are caused by a bacterial infection, even if there are crusts and weeping Eczema is often colonised with bacteria but may not be clinically infected</p>	<p>IF choosing between a topical or oral antibiotic (topical might be more appropriate if the infection is localised and not severe), also take account of:</p> <ul style="list-style-type: none"> <li>• patient preferences</li> <li>• possible adverse effects</li> <li>• previous topical antibiotic use</li> <li>• local antimicrobial resistance data</li> </ul> <p>First Choice TOPICAL:</p> <p>Fusidic acid 2%: Apply three times a day</p> <p>Duration: 5 to 7 days</p> <p>For localised infections only. Extended or recurrent use may increase the risk of developing antimicrobial resistance.</p> <p>First Choice ORAL:</p> <p>Flucloxacillin: 500 mg four times a day</p> <p>Duration: 5 to 7 days</p>	<p><b>Alternative ORAL:</b> <b>For Penicillin allergy or flucloxacillin unsuitable or</b></p> <p>Clarithromycin: 250 mg twice a day</p> <p>Duration: 5 to 7 days</p> <p>The dosage can be increased to 500 mg twice a day for severe infections</p> <p><b>Pregnancy:</b></p> <p>Erythromycin: 250 mg to 500 mg four times a day</p> <p>Duration: 5 to 7 days</p>

ILLNESS	GOOD PRACTICE POINTS	PREFERRED CHOICE	ALTERNATIVE
<p><b>Leg ulcer</b></p>  <p>NICE Visual summary NG 152</p> <p><a href="#">Back to Contents</a></p>	<p>Background:</p> <ul style="list-style-type: none"> <li>There are many causes of leg ulcer; any underlying conditions, such as venous insufficiency and oedema, should be managed to promote healing</li> <li>Few leg ulcers are clinically infected</li> <li>Most leg ulcers are colonised by bacteria</li> <li>Antibiotics don't promote healing when a leg ulcer is not clinically infected</li> </ul> <p>Symptoms and signs of an infected leg ulcer include:</p> <ul style="list-style-type: none"> <li>redness or swelling spreading beyond the ulcer</li> <li>localised warmth</li> <li>increased pain</li> <li>fever</li> </ul> <p>When choosing an antibiotic, take account of:</p> <ul style="list-style-type: none"> <li>the severity of symptoms or signs</li> <li>the risk of complications</li> <li>previous antibiotic use</li> </ul> <p>Reassess if symptoms worsen rapidly or significantly at any time, do not start to improve within 2 to 3 days, or the person becomes systemically unwell or has severe pain out of proportion to the infection.</p>	<p style="text-align: center;"><b>If active infection</b></p> <p>Flucloxacillin 500mg to 1g four times a day<sup>#</sup> Duration: 7 days<sup>⊠</sup></p> <p><b>Do not take a sample for microbiological testing at initial presentation, even if the ulcer might be infected.</b></p> <p>Refer to hospital if there are symptoms or signs of a more serious illness or condition such as sepsis, necrotising fasciitis or osteomyelitis</p> <p>Consider* referring or seeking specialist advice if the person:</p> <ul style="list-style-type: none"> <li>has a higher risk of complications because of comorbidities such as diabetes or immunosuppression</li> <li>has lymphangitis</li> <li>has spreading infection not responding to oral antibiotics</li> <li>cannot take oral antibiotics (to explore possible options for intravenous or intramuscular antibiotics at home or in the community)</li> </ul> <p><sup>⊠</sup>A longer course (up to a further 7 days) may be needed based on clinical assessment. However, skin does take some time to return to normal, and full resolution of symptoms at 7 days is not expected.</p>	<p><b>If penicillin allergic:</b></p> <p>Clarithromycin 500mg twice a day or Doxycycline 200mg stat then 100mg twice a day Duration: All 7 days<sup>⊠</sup></p>
<p><sup>#</sup> The upper dose of 1 g four times a day would be off-label. Prescribers should follow relevant professional guidance, taking full responsibility for the decision, and obtaining and documenting informed consent. See the GMC's <a href="#">Good practice in prescribing and managing medicines</a> for more information.</p>			
<p><b>Diabetic Foot</b></p>  <p>NICE Visual summary NG 19</p> <p><a href="#">Back to Contents</a></p>	<p>In diabetes, all foot wounds are likely to be colonised with bacteria.</p> <p>Diabetic foot infection has at least 2 of:</p> <ul style="list-style-type: none"> <li>local swelling or induration</li> <li>erythema</li> <li>local tenderness or pain</li> <li>local warmth</li> <li>purulent discharge</li> </ul> <p>Severity is classified as:</p> <ul style="list-style-type: none"> <li><b>Mild</b> - local infection with 0.5 to less than 2 cm erythema</li> </ul> <p><b>Refer the following to hospital:</b></p> <ul style="list-style-type: none"> <li><b>Moderate</b> - local infection with more than 2 cm erythema or involving deeper structures (such as abscess, osteomyelitis, septic arthritis or fasciitis)</li> <li><b>Severe</b> - local infection with signs of a systemic inflammatory response.</li> </ul>	<p>Flucloxacillin 500mg to 1g four times a day<sup>#</sup> Duration: 7 days<sup>⊠</sup></p> <p><b>Refer</b> to hospital immediately and inform multidisciplinary foot care service if there are limb- or life-threatening problems such as:</p> <ul style="list-style-type: none"> <li>ulceration with fever or any signs of sepsis, or</li> <li>ulceration with limb ischaemia, or</li> <li>suspected deep-seated soft tissue or bone infection, or</li> <li>gangrene</li> </ul> <p>For all other active diabetic foot problems, <b>refer</b> to foot service within 1 working day</p> <p><sup>⊠</sup>A longer course (up to a further 7 days) may be needed based on clinical assessment. However, skin does take some time to return to normal, and full resolution of symptoms at 7 days is not expected.</p>	<p><b>If penicillin allergic:</b></p> <p>Clarithromycin 500mg twice a day or Doxycycline 200mg on first day then 100mg twice a day Duration: All 7 days<sup>⊠</sup></p>
<p><sup>#</sup> The upper dose of 1 g four times a day would be off-label. Prescribers should follow relevant professional guidance, taking full responsibility for the decision, and obtaining and documenting informed consent. See the GMC's <a href="#">Good practice in prescribing and managing medicines</a> for more information.</p>			


ILLNESS	GOOD PRACTICE POINTS	PREFERRED CHOICE	ALTERNATIVE
<p><b>Cellulitis and erysipelas</b></p>  <p>NICE Visual summary NG141</p> <p><a href="#">Back to Contents</a></p>	<p>Exclude other causes of skin redness (inflammatory reactions or non-infectious causes).</p> <p>Consider marking extent of infection with a single-use surgical marker pen.</p> <p>Offer an antibiotic. Take account of severity, site of infection, risk of uncommon pathogens, any microbiological results and MRSA status.</p> <p>Infection around eyes or nose is more concerning because of serious intracranial complications.</p> <p>Consider referring to hospital or seeking specialist advice if the person:</p> <ul style="list-style-type: none"> <li>▪ is severely unwell or has lymphangitis</li> <li>▪ has infection near the eyes or nose</li> <li>▪ may have uncommon pathogens e.g. after a penetrating injury, exposure to water-borne organisms, or an infection acquired outside the UK</li> <li>▪ has spreading infection not responding to oral antibiotics</li> <li>▪ cannot take oral antibiotics (to explore giving IV antibiotics at home or in the community if appropriate)</li> </ul> <p>Refer people to hospital if they have any symptoms or signs suggesting a more serious illness or condition, such as orbital cellulitis, osteomyelitis, septic arthritis, necrotising fasciitis or sepsis.</p> <p># The upper dose of 1 g four times a day would be off-label. Prescribers should follow relevant professional guidance, taking full responsibility for the decision, and obtaining and documenting informed consent. See the GMC's <a href="#">Good practice in prescribing and managing medicines</a> for more information.</p>	<p>Flucloxacillin 500mg to 1g four times a day#</p> <p>Give oral unless person unable to take oral or severely unwell.</p> <p><b><i>If infection near eyes or nose (consider seeking specialist advice):</i></b></p> <p>Co-amoxiclav 625mg three times a day</p> <p>Duration: All 7 days<sup>◇</sup>.</p>	<p><b>If penicillin allergic:</b></p> <p>Clarithromycin 500mg twice a day</p> <p>Give oral unless person unable to take oral or severely unwell.</p> <p>Clarithromycin 500mg twice a day IV</p> <p>or</p> <p>Doxycycline 200mg stat then 100mg twice a day</p> <p><b>Pregnancy:</b></p> <p>Erythromycin 500mg four times a day</p> <p><b><i>If infection near eyes or nose (Consider seeking specialist advice):</i></b></p> <p>Clarithromycin 500mg twice a day AND</p> <p>Metronidazole 400mg three times a day (only add in children if anaerobes suspected).</p> <p>Duration: All 7 days<sup>◇</sup>.</p>
<p><b>Mastitis – Lactational</b></p> <p><a href="#">Back to Contents</a></p>	<p><b>Most cases of lactational mastitis are not caused by an infection and do not require antibiotics.</b></p> <p>Advice is to take paracetamol or ibuprofen to reduce pain and fever, drink plenty of fluids, rest and apply a warm compress.</p> <p><b>Breastfeeding:</b> oral antibiotics are safe and appropriate, where indicated. Women should continue feeding, including from the affected breast and be advised to monitor the child for adverse drug reactions e.g. diarrhoea and thrush.</p>	<p>Flucloxacillin 500mg to 1g four times a day</p> <p>Duration: 7 to 14 days</p>	<p><b><i>If penicillin allergic:</i></b></p> <p>Clarithromycin* 500mg twice a day</p> <p>Duration: 7 to 14 days</p>


<sup>◇</sup>A longer course (up to 14 days in total) may be needed but skin takes time to return to normal, and full resolution at 5 to 7 days is not expected.

If not responding after 14 days of antibiotic therapy then a holistic review of the wound and prescribing to date should be undertaken.


Consider:

- other possible diagnoses, such as an inflammatory reaction to an immunisation or an insect bite, gout, superficial thrombophlebitis, eczema, allergic dermatitis or deep vein thrombosis
- any underlying condition that may predispose to cellulitis or erysipelas, such as oedema, diabetes, venous insufficiency or eczema
- any symptoms or signs suggesting a more serious illness or condition, such as lymphangitis, orbital cellulitis, osteomyelitis, septic arthritis, necrotising fasciitis or sepsis
- any results from microbiological testing
- any previous antibiotic use, which may have led to resistant bacteria.

<p><b>Mastitis – Non-Lactational</b></p> <p><i>Back to Contents</i></p>	<p>If immediate admission or referral is not indicated then prescribe an oral antibiotic for <b>all</b> women with non-lactational mastitis.</p> <p>Advise the woman to seek immediate medical advice if symptoms worsen or fail to settle after 48 hours of antibiotic treatment.</p>	<p>Co-amoxiclav 500/125mg three times a day</p> <p>Duration: 10 to 14 days</p>	<p>Clarithromycin 500 mg twice a day <b>PLUS</b> Metronidazole 400 mg three times a day</p> <p>Duration: 10 to 14 days.</p>
ILLNESS	GOOD PRACTICE POINTS	PREFERRED CHOICE	ALTERNATIVE
<p><b>Insect Bites and Stings</b></p>  <p>NICE Visual summary NG 182</p> <p><i>Back to Contents</i></p>	<p>Assessment Assess the type and severity of the bite or sting to identify:</p> <ul style="list-style-type: none"> <li>• a local inflammatory or allergic skin reaction</li> <li>• erythema migrans (bullseye rash), a sign of Lyme disease</li> <li>• symptoms or signs of an infection</li> </ul> <p>a systemic reaction</p> <p>Most insect bites or stings will not need antibiotics.</p> <p>Do not offer an antibiotic if there are no symptoms or signs of infection</p> <p>Consider oral antihistamines to relieve itching (refer to a pharmacy for self-care)</p> <p><b>Refer people to hospital if they have symptoms or signs suggesting a more serious illness or condition, such as a systemic allergic reaction.</b></p> <p><b>Advice:</b></p> <ul style="list-style-type: none"> <li>• see a community pharmacist for self-care options such as antihistamines</li> <li>• redness and itching are common and may last up to 10 days</li> <li>• avoid scratching to reduce inflammation and infection</li> </ul>	<p><b>For people with a known or suspected tick bite</b>, follow the guidance on <b>Lyme disease</b></p> <p><b>If there are symptoms or signs of infection</b>, follow the guidance on <b>cellulitis and erysipelas</b></p>	

ILLNESS	GOOD PRACTICE POINTS	PREFERRED CHOICE	ALTERNATIVE
<p><b>Bites- Human and Animal</b></p>  <p>NICE Visual Summary NG 182</p> <p><a href="#">Back to Contents</a></p>	<ul style="list-style-type: none"> <li>• Be aware of potential safeguarding issues</li> <li>• Seek specialist advice from a microbiologist for bites from a wild or exotic animal.</li> <li>• Swab for microbiological testing to guide treatment if there is discharge.</li> <li>• Offer an antibiotic for people with a human or animal bite if there are symptoms or signs of infection, such as increased pain, inflammation, fever, discharge or an unpleasant smell.</li> <li>• Reassess bite if             <ul style="list-style-type: none"> <li>➢ symptoms or signs of infection develop or worsen rapidly or significantly at any time, or do not start to improve within 24 to 48 hours of starting treatment <b>or</b></li> <li>➢ the person becomes systemically unwell <b>or</b></li> <li>➢ the person has severe pain that is out of proportion to the infection.</li> </ul> </li> </ul> <p>*High-risk bite areas include the hands, feet, face, genitals, skin overlying cartilaginous structures or an area of poor circulation                  People at high risk include those at risk of a serious wound infection because of a co-morbidity (such as diabetes, immunosuppression, asplenia or decompensated liver disease)</p>	<p><b>Antibiotics for prophylaxis and treatment in adults aged 18 years and over</b></p>	<p><b>Antibiotics for prophylaxis and treatment in children and young people under 18 years</b></p>
	<p><b>Thorough irrigation and debridement is important.</b></p> <p>Assess risk of tetanus, rabies, or bloodborne viral infections e.g. HIV, hepatitis B/C.</p> <p><b>Human:</b>  <u>NON-Broken skin:</u> Do NOT offer antibiotics  <u>Broken skin but no blood:</u> CONSIDER antibiotics if wound or patient is high risk*  <u>Broken skin and drawn blood:</u> OFFER antibiotics</p> <p><b>Cat:</b>  <u>NON-Broken skin:</u> Do NOT offer antibiotics  <u>Broken skin but no blood:</u> CONSIDER antibiotics if wound is deep  <u>Broken skin and drawn blood:</u> OFFER antibiotics</p> <p><b>Dog or other traditional pets:</b>  <u>NON-Broken skin:</u> Do NOT offer antibiotics  <u>Broken skin but no blood:</u> Do NOT offer antibiotics  <u>Broken skin and drawn blood:</u> CONSIDER antibiotics if wound or patient is high risk *</p>	<p>Prophylaxis or treatment:                  Co-amoxiclav 625mg three times a day</p> <p>Duration:                  Prophylaxis 3 days                  Treatment 5 days</p>	<p><b>If penicillin allergic or co-amoxiclav unsuitable:</b>                  Doxycycline                  200 mg on first day, then 100 mg or 200 mg daily  <b>PLUS</b>                  Metronidazole 400mg three times a day</p> <p>Duration:                  Prophylaxis 3 days                  Treatment 5 days</p>
		<p>Under 1 MONTH: Seek specialist advice</p> <p><b>For Prophylaxis or treatment:</b>                  Co-amoxiclav three times a day</p> <p>1 month to 11 months:                  0.25ml/kg of 125/31 susp</p> <p>1 year to 5 years:                  5ml or 0.25ml/kg of 125/31 susp</p> <p>6 years to 11 years:                  5ml or 0.15mk/kg of 250/62 susp</p> <p>12 years to 17 years:                  250/125 mg or 500/125mg</p> <p>Duration:                  Prophylaxis 3 days                  Treatment 5 days</p>	<p><b>If penicillin allergic or co-amoxiclav unsuitable:</b>  <b>UNDER 12 years:</b>                  Co-trimoxazole (off-label use)</p> <p>6 weeks to 5 months:                  120 mg or 24 mg/kg twice a day                  6 months to 5 years:                  240 mg or 24 mg/kg twice a day                  6 years to 11 years:                  480 mg or 24 mg/kg twice a day</p> <p><b>12 years to 17 years:</b>                  Doxycycline                  200 mg on first day, then 100 mg or 200 mg daily  <b>PLUS</b>                  Metronidazole 400mg three times a day</p> <p>Duration:                  Prophylaxis 3 days                  Treatment 5 days</p>



ILLNESS	GOOD PRACTICE POINTS	PREFERRED CHOICE	ALTERNATIVE
<p><b>Lyme disease – Tick bites</b></p>  <p>NICE Visual summary NG 95</p> <p><a href="#">Back to Contents</a></p>	<p><b>Most tick bites do not transmit Lyme disease and prompt, correct removal of the tick reduces the risk of transmission. For correct tick removal and how to do this see the Public Health England website for <a href="#">information on removing ticks and supporting information</a>.</b></p>		
<p><b>Dermatophyte infection - skin</b></p> <p><a href="#">Back to Contents</a></p>	<p>Treat erythema migrans empirically; serology is often negative early in infection.</p> <p>For other suspected Lyme disease such as neuroborreliosis (CN palsy, radiculopathy) seek advice.</p> <p>See <a href="#">NICE guideline [NG95]</a></p>	<p>Doxycycline 100mg twice a day</p> <p>Duration: 21 days</p>	<p><i>Where preferred option is contraindicated or not licensed:</i></p> <p>Amoxicillin 1g three times a day Duration: 21 days</p>
<p><b>Dermatophyte infection - nail</b></p> <p><a href="#">Back to Contents</a></p>	<p>Take nail clippings: start therapy only if infection is confirmed by laboratory.</p> <p>Oral terbinafine is more effective than oral azole.</p> <p>Liver reactions rare with oral antifungals.</p> <p>If candida or non-dermatophyte infection confirmed, use oral itraconazole.</p> <p>For children, seek specialist advice.</p> <p><b>Do not prescribe amorolfine 5% nail lacquer as very limited evidence of effectiveness.</b></p>	<p>First line: Terbinafine 250mg daily</p> <p>Duration: Fingers: 6 to 12 weeks Toes: 3 to 6 months</p>	<p>Second line: Itraconazole 200mg twice a day</p> <p>Duration: 7 days per month Fingers: 2 courses Toes: 3 courses</p>
<p><b>Varicella zoster/chicken pox</b></p> <p><a href="#">Back to Contents</a></p>	<p><b>Most patients do not require treatment</b></p>		
<p><b>Herpes zoster/shingles</b></p> <p><a href="#">Back to Contents</a></p>	<p><b>Pregnant/immunocompromised/neonate:</b> seek urgent specialist advice If onset of rash less than 24hrs &amp; older than 14 years or severe pain or dense/oral rash or secondary household case or steroids or smoker consider aciclovir.</p>	<p>If indicated: Aciclovir 800mg five times a day Duration: 7 days</p>	<p>Second line for shingles <b>only if compliance a problem</b> (as high cost): Valaciclovir 1g three times a day Duration: 7 days</p>

ILLNESS	GOOD PRACTICE POINTS	PREFERRED CHOICE	ALTERNATIVE
<b>Cold sores</b> <a href="#">Back to Contents</a>	Cold sores resolve after 7 to 10 days without treatment. Topical antivirals applied prodromally reduce duration by 12 to 24hours. <b>For infrequent cold sores of the lip advise self-care in line with NHS England guidance.</b>		
<b>Acne Vulgaris</b> NICE NG198 <a href="#">Back to Contents</a>	<b>NB: Antibiotics have no benefit in mild acne</b> Mild acne: <b>DO NOT PRESCRIBE.</b> In line with NHS England guidance, GM do not routinely support prescribing for conditions which are self-limiting or amenable to self-care. For further details see GM commissioning statement. For acne, recommend non-antibiotic topical bactericidal products e.g. benzyl peroxide first line for up to 2 months. <b>Patients should be encouraged to manage mild acne in line with NHS England self-care guidance.</b>		
Do not use the following to treat acne: <ul style="list-style-type: none"> <li>• monotherapy with a topical antibiotic</li> <li>• monotherapy with an oral antibiotic</li> <li>• a combination of a topical antibiotic and an oral antibiotic.</li> </ul> Discuss the importance of completing the course of treatment, because positive effects can take 6 to 8 weeks to become noticeable  Skin care advice <ul style="list-style-type: none"> <li>• use a non-alkaline (skin pH neutral or slightly acidic) synthetic detergent (syndet) cleansing product twice daily on acne-prone skin.</li> <li>• For skin care products or make up (for example, moisturisers) and sunscreens avoid oil-based and comedogenic preparations and to remove make-up at the end of the day.</li> <li>• persistent picking or scratching of acne lesions can increase the risk of scarring.</li> </ul>	Offer people with acne a 12-week course of 1 of the following first-line treatment options, taking account of the severity of their acne and the person's preferences, and after a discussion of the advantages and disadvantages of each option:  <b>Any Severity</b> fixed combination of topical adapalene with topical benzoyl peroxide (Epiduo): applied once daily in the evening  or fixed combination of topical tretinoin with topical clindamycin (Treclin): applied once daily in the evening  <b>Moderate</b> fixed combination of topical benzoyl peroxide with topical clindamycin (Treclin): applied once daily in the evening  <b>Moderate to Severe</b> fixed combination of topical adapalene with topical benzoyl peroxide (Epiduo): applied ONCE daily in the evening <b>WITH</b> oral doxycycline 100mg caps: take one daily  or topical azelaic acid applied twice daily <b>WITH</b> oral doxycycline 100mg caps: take one daily	topical benzoyl peroxide monotherapy  Consider this as an alternative treatment to the preferred choice options if: <ul style="list-style-type: none"> <li>• these treatments are contraindicated, or</li> <li>• the person wishes to avoid using a topical retinoid, or an antibiotic (topical or oral).</li> </ul>  <b>Moderate to Severe</b> fixed combination of topical adapalene with topical benzoyl peroxide (Epiduo): applied ONCE daily in the evening <b>WITH</b> oral lymecycline 408mg caps take one daily  or topical azelaic acid applied twice daily <b>WITH</b> oral lymecycline 408mg caps take one daily	

PARASITES			
ILLNESS	GOOD PRACTICE POINTS	PREFERRED CHOICE	ALTERNATIVE
<b>Scabies</b> <a href="#">Back to Contents</a>	Treat whole body from ear/chin downwards and under nails. If under 2 or elderly, also face/scalp. Treat all home and sexual contacts within 24 hours.	Permethrin 5% cream Duration: 2 applications 1 week apart	<b>If allergy:</b> Malathion 0.5% liquid Duration: 2 applications 1 week apart
<b>Head lice</b> <a href="#">Back to Contents</a>	<b>Chemical treatment is only recommended in exceptional circumstances and self-care should be advised in line with NHS England guidance.</b>		
	Head lice can be removed by combing wet hair meticulously with a plastic detection comb.	Dimeticone 4% lotion Duration: 2 applications 1 week apart	Malathion 0.5% liquid Duration: 2 applications 1 week apart
<b>Threadworms</b> <a href="#">Back to Contents</a>	<b>A prescription should not be routinely offered as this condition is appropriate for self-care.</b>		
	<b>All household contacts should be advised to treat at the same time PLUS advise hygiene measures for 2 weeks (hand hygiene, pants at night, morning shower (include perianal area) PLUS wash sleepwear &amp; bed linen, dust and vacuum.</b>	<b>All patients over 6 months:</b> Mebendazole 100mg stat (off-label if less than 2yrs) <b>Pregnant women and children under 6 months:</b> Use hygiene measures alone for 6 weeks and perianal wet wiping or washes 3 hourly during the day.	
EYE INFECTIONS			
<b>Conjunctivitis</b> <a href="#">Back to Contents</a>	<b>No antibiotics – most are viral or self-limiting. Advise self-care in line with NHS England guidance.</b>		
	<b>Only treat if severe.</b> Bacterial conjunctivitis is usually unilateral and also self-limiting. 65% resolve by day five. Fusidic acid has less Gram-negative activity.	<b>If severe:</b> Chloramphenicol eye drops 0.5% * One drop every 2 hours for 2 days then reduce to 4 hourly and / or eye ointment 1% Apply at night if used with drops or 3 -4 times a day if used alone. Duration: for 48 hours after healing.	Second line: Fusidic acid 1% gel twice a day Duration: for 48 hours after healing.
	*AGE <2years: <a href="#">MHRA Drug Safety Update July 2021</a> Chloramphenicol eye drops containing borax or boric acid buffers: use in children younger than 2 years “Following a review of the available toxicological data and a calculation of daily exposure to boron from a typical dosing regimen, we have concluded that the balance between the benefits and risks of chloramphenicol eye drops containing borax or boric acid remains positive for children aged 0 to 2 years. Chloramphenicol eye drops can be safely administered to children aged 0 to 2 years where antibiotic eye drop treatment is indicated.”		

Adapted from NICE / PHE – Summary of antimicrobial prescribing guidance - managing common infections: October 2019 and respective NICE guidance.

To discuss treatment options or any concerns, please discuss with local microbiologist.  
 For training resources and patient information leaflets please see [RCGP Target antibiotics toolkit](#).

## Appendix 1

Changes to version 13.0 - [Back to Contents](#)

Section	Change made	Detail
<b>Planned review date</b>	October 2023	
<b>Principle 25</b>	Added a new principle to remind readers of the MHRA drug safety alert regarding nitrofurantoin	25. Please note MHRA safety alert (issued 26 April 2023): Nitrofurantoin: reminder of the risks of pulmonary and hepatic adverse drug reactions. Healthcare professionals prescribing nitrofurantoin should be alert to the risks of pulmonary and hepatic adverse drug reactions and advise patients to be vigilant for the signs and symptoms in need of further investigation. Full advice can be viewed at Nitrofurantoin: reminder of the risks of pulmonary and hepatic adverse drug reactions - GOV.UK ( <a href="http://www.gov.uk">www.gov.uk</a> )
<b>Urinary Tract Infection. Header at top of section</b>	Added link for the Drug safety update Nitrofurantoin: reminder of the risks of pulmonary and hepatic adverse drug reactions - GOV.UK ( <a href="http://www.gov.uk">www.gov.uk</a> ) Added a note next to each nitrofurantoin entry which reads (See MHRA Safety Alert – principle 25 page 4)	As antimicrobial resistance and <i>E. coli</i> bacteraemia is increasing use nitrofurantoin first line. Always give safety net and self-care advice and consider risks for resistance. <b>Nitrofurantoin: reminder of the risks of pulmonary and hepatic adverse drug reactions.</b>
<b>Acute Otitis Externa</b>	Decision made NOT to add Otinova to formulary as unlicensed, but a note to say products are available to purchase over the counter added  Added Brand name for clarity.	<b>First recommend analgesia.</b> Cure rates similar at 7 days for topical acetic acid (available to purchase over the counter) or antibiotic plus or minus a steroid.  Acetic acid 2% (EarCalm®) 1 spray three times a day
<b>Acne Vulgaris</b>	Added strengths to oral tetracyclines for use in moderate to severe acne when used in combination with topical treatments	<b>Preferred Choice</b> <b>Moderate to Severe</b> fixed combination of topical adapalene with topical benzoyl peroxide (Epiduo): applied ONCE daily in the evening WITH oral doxycycline 100mg caps: take one daily  or topical azelaic acid applied twice daily WITH oral doxycycline 100mg caps: take one daily  Alternative <b>Moderate to Severe</b> fixed combination of topical adapalene with topical benzoyl peroxide (Epiduo): applied ONCE daily in the evening WITH oral lymecycline 408mg caps take one daily  or topical azelaic acid applied twice daily WITH oral lymecycline 408mg caps take one daily